


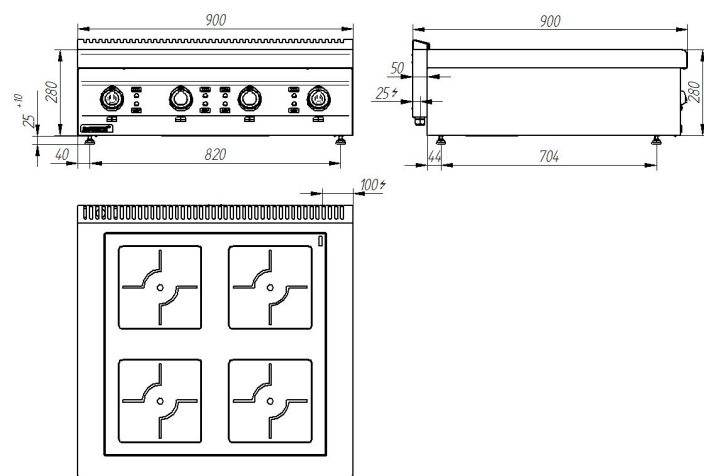
Model:	900.KE-4i	900x900x280 [mm]
	900.KE-4i/S-900	900x900x900 [mm]
	900.KE-4i/T-900	900x900x900 [mm]
Cooking fields	Number	4
	Dimensions	272x270
	Power rating	5.0 kW
Power rating		20 kW
Rated voltage, type of current		400V 3N~



Description:

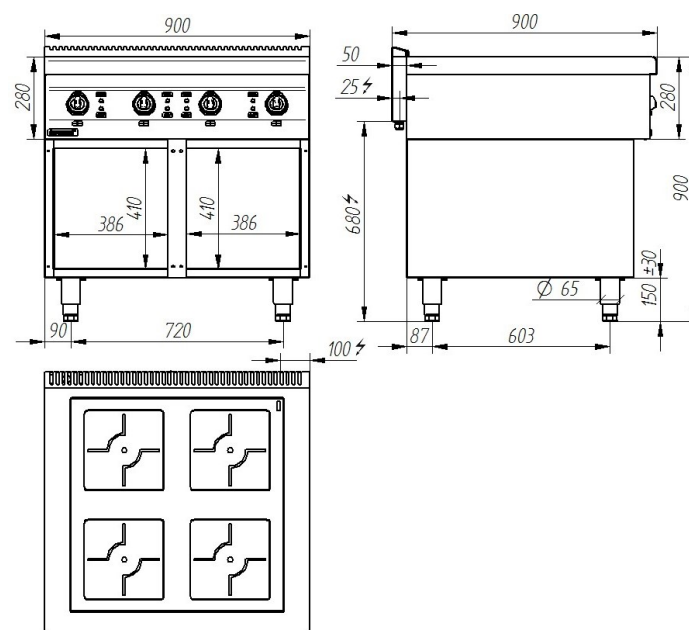
Induction cookers are made of high-grade stainless steels. Working plate made of AISI 304 stainless steel with thickness $\neq 1.5\text{mm}$. Pot presence detector. Smooth power adjustment from 5 to 100%.

900.KE-4i



900.KE-4i/S-900

900.KE-4i/T-900



The picture is for reference only; final product may be slightly different from the presented example.